



What is a story?

For this event, the term “story” refers to all types of literature structures — fables, tales, poems, or instructional literature — and the included illustrations.

Who is a child?

For this event, children are defined as those twelve years or younger.

OVERVIEW

Participants create an illustrated children’s story of high artistic, instructional, and social value. The narrative may be written in prose or poetry and take the form of a fable, adventure story, or other structure. The physical story book should be of high quality, designed to meet the year’s given theme, which will be posted on the national TSA website under Competitions/Themes and Problems.

The story must have a Science, Technology, Engineering, and Mathematics (STEM) focus. There are many themes to consider. For example, from the sciences one could create a story about dinosaurs, the oceans or their extraordinary sea life, a single cell animal, or our solar system and beyond. From technology and engineering one could concentrate on the impacts of technology in our lives, or the environment, the building of ancient and contemporary monuments, or how something works. From mathematics one could write about numbers and shapes and the many mathematical designs found in nature and the industrial world.

ELIGIBILITY

Participants are limited to one (1) team or one (1) individual per chapter. A team of one (1) is permitted.

TIME LIMITS

Entries must be started and completed during the current school year.

LEAP LEADERSHIP RESUME/INTERVIEW

A Team LEAP Leadership Resume is required for this event and must be submitted at event check-in. Semifinalists will respond to interview questions related to their submitted LEAP Resume for a maximum of five (5) minutes. A team competing in this event will use the *Team LEAP Leadership Resume* template; an individual competing in this event will use the *Individual LEAP*




Leadership Resume template.

ATTIRE

Competition attire, as described in the [National TSA Dress Code](#) section of this guide, is required for this event.


PROCEDURE

- A. In preparation for the event (and throughout the story development), participants research writing and illustrating children's books and literature, as well as the creation of storybooks similar to the annual design challenge (e.g. pop-ups, interactive books, etc.). Participants must cite all their research sources in the documentation portfolio.
- B. Participants develop a high-quality children's storybook, with illustrations. The illustrations should enhance the effectiveness of the narrative. Participants submit their storybook and required documentation portfolio; the documentation portfolio and storybook must be submitted together, or the entry will not be judged.
- C. As part of evaluation, the storybook must be "field tested" to:
 - a) ensure that the book will meet the physical demands of the age group for which it was intended, and
 - b) assess the quality and impact of the story, illustrations, and the book overall. The audience's responses should be recorded in the team's Plan of Work log. Each field test must be signed off by the chapter advisor.
- D. Participants check in their storybooks, portfolios, and a LEAP Leadership Resume at the time and place stated in the conference program. No more than two (2) team members drop off the team's entry.
- E. Storybooks and portfolios are then reviewed by evaluators. Neither students nor advisors are present at this time. A semifinalist list in random order is posted.
- F. Semifinalist teams report to the event area at the time and place stated in the conference program. Semifinalists will sign up for a reading and interview time. Teams must arrive punctually for the reading and interview time.
- G. Semifinalist teams will be represented by no more than two (2) members. The LEAP interview will be conducted as part of the semifinalist presentation/interview and will last a maximum of five (5) additional minutes. One member will be the team's reader, who will read the story to the judges. The reader will be given up to

 As you begin your research, check out these websites:

<http://www.ala.org/alsc/awardsgrants/bookmedia/newberymedal/newberymedal>


<http://www.ala.org/alsc/awardsgrants/bookmedia/caldecottmedal/caldecottmedal>

 This competition hopes to combine the best of children's literature by reflecting criteria found in the selection of Newbery and Caldecott awards.



twelve (12) minutes to read the story. The other team member should be prepared to discuss illustrations included in the story. Both members will participate in the interview process following the reading of the story. The interview process will last up to five (5) minutes.


- H. No more than two (2) team members pick up the team's entry from the display area at the time and place stated in the conference program.
- I. Ten (10) finalists will be announced during the conference awards ceremony.


 Story entries must not exceed 1,500 words. Participants should use word processing software to count the number of words in the story to make sure the entry adheres to this regulation.

It is essential that students and advisors routinely check the TSA website (www.tsaweb.org) for updated information about TSA general rules and competitive events. This information is found on the website under [Competitions/Updates](#). When students participate in any TSA competitive event, they are responsible for knowing of updates, changes, or clarification related to that event.

REGULATIONS

- A. Participants design and create a storybook, complete with narrative and illustrations, to meet the annual design challenge.
- B. The physical storybook should be of high quality, designed to meet the year's given theme (pop-up book, interactive book, etc.) and withstand the wear and tear of the age group for which it is intended. Together with the book, the narrative and accompanying illustrations should result in an experience that delights, enlightens, and helps in the wholesome development of a child. The book, narrative with accompanying illustrations, should take between five ten (5-10) minutes to read and view.
- C. The story must be no more than fifteen hundred (1,500) words. There will be a five (5)-point deduction for every hundred (100) words more than fifteen hundred (1,500) words. Stories of two thousand (2,000) or more words will be disqualified. There is no minimum number of words required.
- D. The physical storybook should not exceed 12" x 12" when closed. There is no limit on the number of inside pages (may be one-sided or two-sided). The team will determine which format best presents the team's narrative and illustrations.
- E. There should be a minimum of seven (7) illustrations that enhance the story and deepen the child's understanding and enjoyment of the reading experience. An illustration on the

 **NOTE:**
If illustrations are hand drawn, do NOT put them in the portfolio. Make copies of them and leave the originals at home in a safe place.

- book's cover can count as one of the required illustrations. The team may use the cover illustration within the story as well.
- F. All illustrations **MUST** be original, freehand, and/or computer-generated drawings by the team member(s). All computer-generated work **MUST** be developed from primitive lines and shapes and be the sole work of the team member(s). Physical or computer templates, previously existing drawings, characters, backgrounds, etc., are **NOT PERMITTED**. All work must have been developed during the current school year.
 - G. Because the narrative and illustrations must be the original work of the team members, **NO** copyrighted material is permitted. If narrative or illustrations appear in the story and they are not authored by one of the team members, the team will be disqualified.
 - H. The physical storybook must be the original work of the team members. The book should be designed, engineered, created, and bound together solely by the team; no professional binding is allowed. Pre-manufactured parts/kits for special interactive features (e.g. lights/sounds, finger puppets, etc.) may be included.
 - I. The team's work will be submitted—both the physical storybook and the team's portfolio—at the appropriate designated time and place at the conference.
 - J. The documentation materials (comprising “a portfolio”) are required and should be secured in a [clear front report cover](#) and submitted with the storybook. The report cover must include the following single-sided, 8½" x 11" pages, in this order:
 1. Title page with the title of the story, the event title, the conference city and state, and the year; one (1) page
 2. Table of contents; pages as needed
 3. Purpose of story (one [1] page) to include:
 - a. Story's intent
 - b. Summary of storyline, and theme
 - c. Intended audience (age, gender, demographics, special disabilities if any)
 - d. Word count—number of words comprising the story's narrative
 4. A summary indicating the academic as well as ITEEA standards used in the creation of the final project; one (1) page.
 5. A Plan of Work log (see Forms Appendix or TSA website) that describes the development of the narrative, illustrations, and physical storybook. The Plan of Work log should include a summary of the storybook's assessment during
-  The story should be designed so that it can be read at the same pace it would be read to a child — finished within approximately ten (10) minutes.



- a “field test” with a group of children within the age group specified. There may be more than one field test. Each field test should be documented and should include date, time involved, team members responsible, and comments from the field test group. Each field test should be signed off by the chapter advisor; pages as needed.
6. A summary of the research, writing strategies, problems encountered, and solutions developed in the writing and illustration of the story; one (1) page.
 7. A summary of the research into the creation of storybooks similar to the annual design challenge (e.g. paper folding, interactive features in books, etc.). The summary should include the process and challenges the team encountered and the solutions developed in overcoming them; one (1) page.
 8. A list of tools, software (if any), and techniques used in the creation of the physical storybook and illustrations; not to exceed one (1) page.
 9. References; one (1) page
- K. LEAP Leadership Resume (see Forms Appendix or TSA website)/Interview — Teams document, in the LEAP leadership resume (see resume template), the leadership skills that the team has developed and demonstrated while working on this event. Semifinalists will respond to questions about the content of their resume as part of their LEAP interview. The LEAP Leadership Resume/Interview guidelines and other resources can be found on the [TSA website](#). A team competing in this event will use the *Team LEAP Leadership Resume* template; an individual competing in this event will use the *Individual LEAP Leadership Resume* template.

EVALUATION

Evaluation is based on the portfolio, the LEAP requirements, the story (narrative and illustrations), the physical storybook, and the reading of the book and interview (semifinalists only). Please refer to the official rating form for more information.



STEM INTEGRATION

Depending upon the subject written about, this event may align to one or more STEM areas. Please refer to the STEM Integration section of this guide for more information.

TSA AND CAREERS

This competition connects to one or more of the career areas featured in the TSA AND CAREERS section of this guide. Use *The Career Clusters* chart and the *TSA Competitions and The Career Clusters* grid as resources for information about careers.

CAREERS RELATED TO THIS EVENT

Writer
Illustrator
Educator
Editor
Publisher
Graphic artist

CHILDREN'S STORIES

EVENT COORDINATOR INSTRUCTIONS

PERSONNEL

- A. Event coordinator
- B. Assistants for check-in, two (2)
- C. Evaluators for portfolios, two (2) or more
- D. Evaluators for semifinalist readings/interviews, two (2) or more

MATERIALS

- A. Coordinator's packet, containing:
 - 1. Event guidelines, one (1) copy for the coordinator and for each evaluator
 - 2. TSA Event Coordinator Report
 - 3. List of evaluators/assistants
 - 4. Pre-populated flash drives for evaluators
 - 5. Stick-on labels for numbering entries
 - 6. Marking pens for evaluators
 - 7. Stick-on labels for entries, as needed
 - 8. Results envelope
 - 9. Envelope for LEAP Leadership Resumes
 - 10. LEAP Interview Judging Protocol
- B. Stopwatch
- C. Display tables for entries (minimum width 18")
- D. Table and chairs for evaluators and two (2) semifinalist team representatives

RESPONSIBILITIES

- A. Upon arrival at the conference, report to the CRC room and check the contents of the coordinator's packet. Review the event guidelines and check to see that enough evaluators and assistants have been scheduled.
- B. Inspect the area in which the portfolios are being placed for appropriate set-up including sufficient number and size of tables.
- C. Check in the entries and collect LEAP Leadership Resumes at the time stated in the conference program. Anyone reporting who is not on the coordinator's report may check in only after official notification is received from the CRC. Late entries



are considered on a case-by-case basis and only when the lateness is caused by events beyond the participant's control. Requirements for attire do NOT apply during check-in.

- D. Place an entry number in the lower right-hand corner of each portfolio and storybook. Position the entries for evaluation and viewing. Secure the entries in the designated area.
- E. Meet with evaluators to review time limits, procedures, and regulations. If questions arise that cannot be answered, speak to the event manager before the event begins.
- F. Evaluators independently assess the entries.
- G. Evaluators independently assess the entries to determine the twelve (12) semifinalists.
- H. For participants who violate the rules, the decision either to deduct 20% of the total possible points or to disqualify the entry must be discussed and verified with the evaluators, event coordinator, and the CRC manager.
- I. Submit the semifinalist results to the CRC for posting.
- J. Inspect the area in which the readings/interviews are to take place. Ensure that there is a table and seating for the interviews.
- K. Meet with semifinalist evaluators to review time limits, procedures, and regulations. If questions arise that cannot be answered, speak to the event manager before the event begins.
- L. Conduct semifinalist readings/interviews. Evaluators should be sure to ask questions. The LEAP interview will be conducted as part of the semifinalist presentation/interview and will last a maximum of five (5) additional minutes.
- M. Evaluators determine the ranking of the ten (10) finalists and discuss and break any ties.
- N. Review and submit the finalist results and all items/forms in the results envelope to the CRC room.
- O. If necessary, manage security and the removal of materials from the event area.



Participant/Team ID# _____

CHILDREN'S STORIES

2017 & 2018 OFFICIAL RATING FORM

HIGH SCHOOL

Go/No Go Specifications

Before judging the entry, ensure that the items below are present; indicate presence with a check mark in the box. If an item is missing, leave the box blank and place a check mark in the box labeled ENTRY NOT EVALUATED. If a check mark is placed in the ENTRY NOT EVALUATED box, the entry is not to be judged.

- Portfolio is present.
- Storybook is present.
- The story is no more than 1,500 words (verified in documentation).
- Completed LEAP Leadership Resume is present.
- ENTRY NOT EVALUATED

Documentation (50 points)

CRITERIA	Minimal performance 1-4 points	Adequate performance 5-8 points	Exemplary performance 9-10 points
Evaluators: Using minimal (1-4 points), adequate (5-8 points), or exemplary (9-10 points) performance levels as a guideline, record the scores earned for the event criteria in the column spaces to the right. The X1 or X2 notation in the criteria column is a multiplier factor for determining the points earned. (Example: an "adequate" score of 7 for an X1 criterion = 7 points; an "adequate" score of 7 for an X2 criterion = 14 points.) A score of zero (0) is acceptable if the minimal performance for any criterion is not met.			
Portfolio components (X1)	The portfolio is unorganized and/or is missing three or more components.	The portfolio is missing one or two components; it is generally organized.	The portfolio has all required components and is well organized.
Purpose of story (X1)	The story's intent, story-line, and theme are poorly explained, and/or the intended audience is not identified.	The story's intent, story-line, theme, and intended audience are adequately explained.	The story's intent, storyline, theme, and intended audience are complete and well explained.
Plan of Work log (X1)	The log is poorly organized and/or incomplete.	The log is adequately detailed and organized and contains all the required components, including a recording of the periodic readings to children.	The log is well documented and contains all the required components, with special attention given to periodic readings to children.
Professional and technical information (X1)	The summary of the research, design, and writing process is poorly done and/or is incomplete.	The summary of the research, design, and writing process is generally clear and complete.	The summary of the research, design, and writing process is extremely well written, detailed, clear, and complete.
Research base (X1)	There are few references listed, and/or the references listed show little relevance to the project's goal.	There are a sufficient number of references listed; the quality is good.	Many quality references are listed; they reflect research in writing and illustrating for children and child development.
SUBTOTAL (50 points)			

Record scores in the column spaces below.



The Storybook (100 points)			
CRITERIA	Minimal performance 1-4 points	Adequate performance 5-8 points	Exemplary performance 9-10 points
Story narrative (X3)	The narrative is poorly written; there is little apparent purpose; it is lacking a coherent theme and storyline.	The narrative's purpose is generally clear, with a focused theme and storyline; the narrative has good pacing and development of characters and/or events.	The narrative is extremely well written, with a clear purpose; the storyline is fast paced and exciting; the details are rich and enchanting.
Illustrations (X3)	Artisanship of the illustrations reflects little technical skill and/or adds little value to the story's narrative, storyline, and/or theme.	Artisanship of most illustrations reflects good technical skill; illustrations add to the story's narrative, story-line, and theme.	Artisanship of illustrations is excellent, reflecting sophisticated technical skills; illustrations enhance the story's narrative, story-line, and theme, and they are of high aesthetic quality.
Impact (X4)	The story (narrative, with the illustrations) is lacking in purpose and coherence; it is not very interesting; the story lacks artistic, and/or instructional, and/or social value.	The story (narrative, with the illustrations) reflects a purpose and coherence throughout most of the work; the story reflects artistic, instructional, and social value; it is generally compelling and entertaining.	The story (narrative, with the illustrations) is beautifully told; it is compelling, entertaining, and purposeful, and it reflects high artistic, instructional, and social value.
			SUBTOTAL (100 points)

Rules violations (a deduction of 20% of the total possible points in the sections above) must be initialed by the evaluator, coordinator, and manager of the event. Record the deduction in the space to the right.

Indicate the rule violated: _____

Story length violation: For stories exceeding 1,500 words, a deduction of 5 points will be incurred for every 100 words more than 1,500 up to 2,000. Stories of 2000 words or greater will be disqualified. Example: 1600 – 1699 words - 5 points; 1700 – 1799 words - 10 points; 1800 – 1899 words - 15 points; 1900 – 1999 words - 20 points; 2000 words and above, disqualified.

Semifinalist Reading and Interview (50 points)			
CRITERIA	Minimal performance 1-4 points	Adequate performance 5-8 points	Exemplary performance 9-10 points
Story's reading (X1)	The story's reading was lackluster; the reader showed little enthusiasm; the delivery was halting and difficult to understand; the story was read too quickly to permit viewing of the illustrations.	The story's reading was generally good; the reading was clear and usually well paced and enthusiastic; sufficient time was given for reflection on the illustrations.	The story's reading was exemplary; the reading was clear, well paced, and enthusiastic; sufficient time was given to reflect upon and appreciate the illustrations.
Interview (X2)	Responses to the judges' questions were incomplete and/or poorly articulated; responses showed little understanding of the research or development of the project.	Most of the judges' questions were answered with articulation and showed some understanding of most of the concepts addressed.	Responses to the judges' questions were detailed and articulate; the answers reflected a high degree of understanding of the development of children's literature, including the artistic and technical concepts in both writing and illustrating for children.



Semifinalist Reading and Interview (continued) (50 points)			
LEAP Leadership Resume/Interview See Regulation K and instructions on TSA website (X2)	The individual's or team's efforts are not clearly communicated, lack detail, and/or are unconvincing; few, if any, attempts are made to identify and/or incorporate the LEAP Be. Know. Do. criteria.	The individual's or team's efforts are adequately communicated, include some detail, are clear, and/or are generally convincing; identification and/or incorporation of the LEAP Be. Know. Do. criteria is adequate.	The individual's or team's efforts are clearly communicated, fully-detailed, and convincing; identification and/or incorporation of the LEAP Be. Know. Do. criteria is excellent.
			SUBTOTAL (50 points)

Rules violations (a deduction of 20% of the total possible points in the semifinalist section) must be initialed by the evaluator, coordinator, and manager of the event. Record the deduction in the space to the far right.

Indicate the rule violated: _____

(To arrive at the TOTAL score, add any subtotals and subtract rules violation points, as necessary. **TOTAL (200 points)**

Comments:

I certify these results to be true and accurate to the best of my knowledge.

Evaluator

Printed name: _____ Signature: _____